

THANK YOU FOR DOWNLOADING THIS FREEBIE! THIS IS A FREE SAMPLE OF MY WRITING CRAFTIVITIES. YOU CAN FIND TONS OF SEASONAL AND YEAR ROUND WRITING CRAFTIVITIES IN MY TPT STORE.

*I hope you love this free resource!*

MY GOAL IS TO SHARE RESOURCES THAT ARE FUN AND ENGAGING.

I BELIEVE THAT IF CHILDREN LOVE TO LEARN AT AN EARLY AGE, THAT THEY WILL BECOME LIFELONG LEARNERS. IF YOU EVER HAVE

ANY QUESTIONS, PLEASE FEEL FREE TO REACH OUT TO ME AT

LITERACYWITHHELITTLES@GMAIL.COM

**LITERACYWITHHELITTLES.COM**



*Literacy*  
WITH THE LITTLES

*Engaging learning activities your littles will love!*

# WANT THEM ALL?

Get all of my writing craftivities in this giant bundle!

This bundle has over 150 craftivities!



# ULTIMATE WRITING CRAFTIVITIES BUNDLE

# How To Use This Resource:

I love to start my writing lessons with a picture book. This helps spark ideas and get their minds thinking about the subject we will be writing about. It may even spark some ideas for your students who claim,

"I don't know what to write about."

Read your favorite butterfly story.

My favorite is "The Very Hungry Caterpillar" By: Eric Carle

After the story, I love to ask questions. This helps them get excited about the activity, and gives them a chance to come up with more ideas to write about.


Then let them go work on their writing. As they are writing you can help reinforce some of the writing skills you have been working on in class. Once their writing is complete, have them decorate their butterfly topper and attach it to the top of their writing page. These writing craftivities make adorable displays for your hallways or bulletin boards.

I have included differentiated writing lines so that you can choose the best option for your students.


If you loved this, make sure you check out my other fun writing craftivities in my Teachers Pay Teachers store.



After your writing is complete, decorate and cut out your topper and attach it to the top of your writing page.




After your writing is complete, decorate and cut out your topper and attach it to the top of your writing page.




All About  
**BUTTERFLIES**

Handwriting practice lines consisting of solid top and bottom lines with a dashed midline, repeated down the page.




All About  
**BUTTERFLIES**

Handwriting practice lines consisting of four sets of three horizontal lines (top solid, middle dashed, bottom solid).




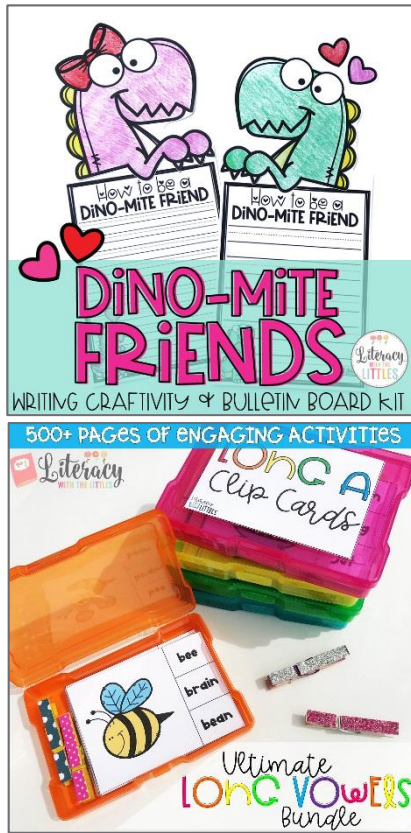
All About  
**BUTTERFLIES**





# CHECK THESE OUT

Click to get a closer look at some of my favorite resources.



# Literacy

WITH THE LITTLES

Engaging learning activities your littles will love!

# LET'S BE FRIENDS

THANK YOU FOR DOWNLOADING MY RESOURCE! I HOPE YOU LOVE IT! PLEASE FEEL FREE TO CONTACT ME IF YOU HAVE ANY FEEDBACK OR QUESTIONS ABOUT THIS RESOURCE AT [literacywiththelittles@gmail.com](mailto:literacywiththelittles@gmail.com)

MAKE SURE YOU CHECK OUT MY WEBSITE AND FOLLOW ME BY CLICKING THE LINKS BELOW FOR TONS OF FREEBIES AND FUN IDEAS FOR YOUR CLASSROOM.

[LITERACYWITHTHELITTLES.COM](http://LITERACYWITHTHELITTLES.COM)



## ABOUT THE AUTHOR

*Hi, my name is Rachael*

I am a former first grade teacher turned stay-at-home mom. I have a Bachelors Degree in Early Childhood Education and have a passion for creating fun and engaging resources for little ones. I am a wife, and mother to a Kindergartener and toddler twins. Thanks for supporting my little shop.



Literacy WITH THE LITTLES

# TERMS OF USE

© LITERACY WITH THE LITTLES, 2019. ALL RIGHTS RESERVED. THIS PURCHASE INCLUDES A SINGLE-TEACHER LICENSE INTENDED FOR YOUR PERSONAL OR CLASSROOM USE ONLY. PLEASE, DO NOT SELL OR DISTRIBUTE ANY PART OF THIS AS YOUR OWN. COPYING ANY PORTION OF THIS RESOURCE AND PLACING IT ON THE INTERNET FOR OTHERS TO DOWNLOAD IS A VIOLATION OF THE DIGITAL MILLENNIUM COPYRIGHT ACT (DMCA).

## YOU MAY

- Use this resource for personal and student use in one classroom
  - Purchase additional Licenses at a discount to share this resource with others.
  - Enjoy this resource for years to come
- Check your "My Purchases" tab often to check for updates to this product.

## PLEASE DON'T

- Give this to a friend or another teacher
- Copy this item to be used by other teachers
- Post this resource on the internet to be downloaded by others.
- Claim this product as your own work.

# CREDITS

*A huge thank you to the creators of the fonts and graphics.*

*Click the buttons for links*



*Literacy* WITH THE LITTLES