


# Frankenstein Directed Drawing Measurement Activity

**FREE**  
Halloween Math  
Activity!



This is a Halloween favorite in my classroom!

First, students complete the directed drawing of a Frankenstein monster (the step by step directions are included along with the finished result).

Next, students measure the various body parts in centimeters and inches.

Finally, students trace their drawing in black marker, erase their pencil lines, and color it in!

I back mine with construction paper when finished and hang in the hallway!



Name: Ashraf

### Frankenstein Measure

Body Part	centimeters
Mouth	6
Feet	3
Hair	9
Head	12
Arms	5



Name: 55 year 21

### Frankenstein Measure









Body Part	centimeters
Mouth	7
Feet	3
Hair	5
Head	15
Arms	5



Name: Ashraf

### Frankenstein Measure


Body Part	centimeters
Mouth	5
Feet	3
Hair	5
Head	15
Arms	5



©Pocketful of Primary 

# FRANKENSTEIN MONSTER

## DIRECTED DRAWING



Name: \_\_\_\_\_

# Frankenstein Measurements

Body Part	Centimeters	Inches
<b>MOUTH</b>		
<b>FEET</b>		
<b>HAIR</b>		
<b>HEAD</b>		
<b>ARMS</b>		

Thank you so much for  
downloading this product!



## TERMS OF USE

This is intended for single classroom use ONLY. If you would like to share this product with another teacher, please purchase an additional license. You may NOT resell this product as your own.

## CONNECT WITH ME

You can find me at any of the links below!



## CREDIT

