


**FREE**

# Parts of a Plant Interactive Notebook



**Differentiated  
Instruction**

**Lift the  
Flap**

**Promoting Success for You & Your Students!**



©Paul and Shelly Anton: Promoting Success Printables, Inc.  
All rights reserved. Purchase of this unit entitles the buyer the right to reproduce the pages in limited quantities for buyer's classroom use only. This **INCLUDES** any free or paid items downloaded from Promoting Success store. Duplication for a department, an entire school, an entire school system or commercial purposes is strictly **PROHIBITED**.

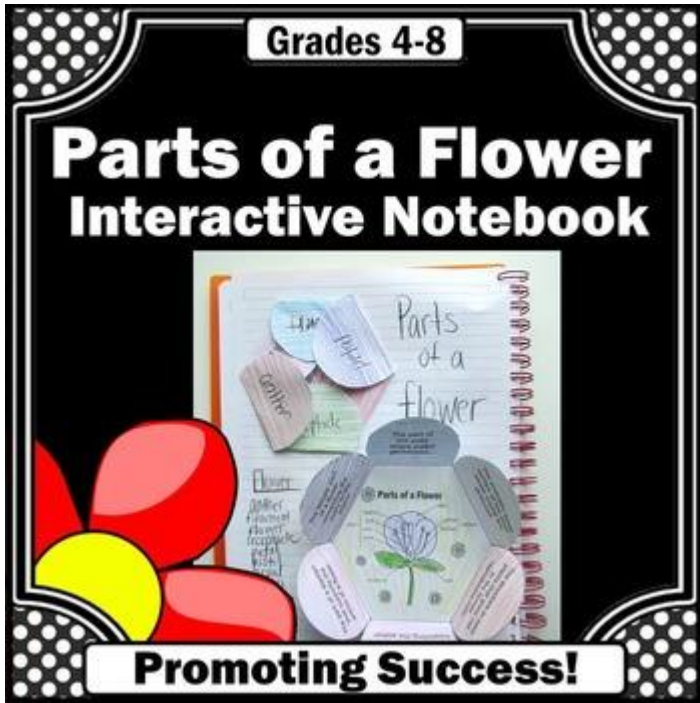
Copying ANY part of this product and placing it on the Internet in any form (even personal, classroom or school website, Amazon Inspire, etc.) is strictly **FORBIDDEN** and is a **VIOLATION** of the **Digital Millennium Copyright Act (DMCA)**.

Clipart and elements found in this product are copyrighted and cannot be extracted and used outside of this file without permission or license.

If you downloaded this resource from a store not operated by Promoting Success Printables, Inc., please be aware that the person who uploaded it has violated federal copyright law. Please report such violations. Thank you!

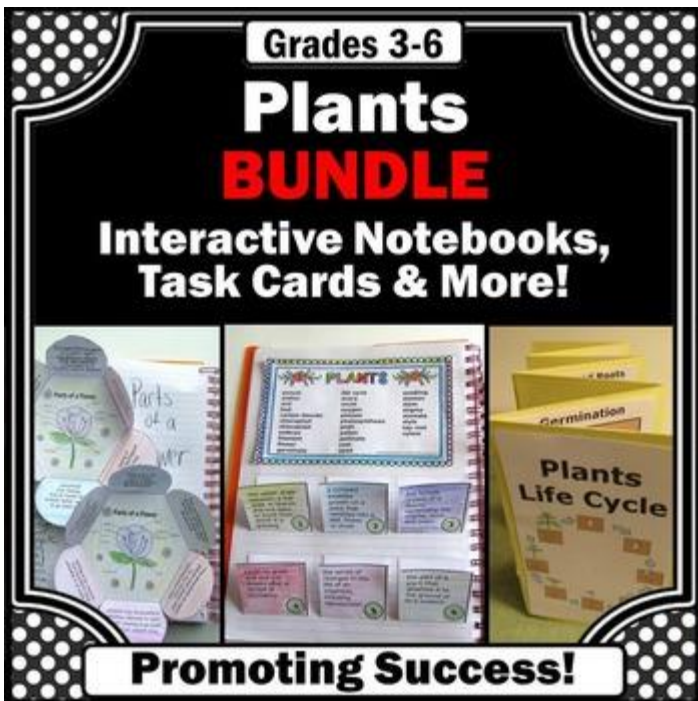
*Shelly & Paul Anton*  
*Promoting Success Printables, Inc.*  
[teachingunits@gmail.com](mailto:teachingunits@gmail.com)

You may also like the following resources:




## [Parts of a Flower Interactive Notebook Activity](#)

You will receive a science foldable craftivity and quiz for your spring or summer school activities. Students will color then cut out the two flower shapes. After it is attached to their science interactive notebooks, they will need to identify which part of the flower the definition is describing and write it on the flap. A separate word bank is provided if needed.




## [Plants Bundle of Activities](#)


In this science bundle, you will receive 9 resources including interactive notebook activities, puzzles, games, task cards, writing paper and more.



# Parts of a Plant



## Directions for Flap Books




1. Fold the flap forward.



2. Cut on the lines (or line).




3. Put glue on the folded flap.



4. Attach to a notebook.



# Parts of a Plant



AH

# Parts of a Plant

(Novice)

supports the flower

main support of a plant

holds the plant in place

produces seeds

makes food for the plant

# Parts of a Plant - KEY

(Novice)

Flower - produces seeds

Flower Stalk - supports the flower

Leaf - makes food for the plant

Stem – main support of a plant

Root - holds the plant in place

# Parts of a Plant

(Advanced)

the structure that supports the flower

main support of a plant

holds the plant in place

main root of some plants

a bud that develops in the axil

the reproductive unit of angiosperms

plant structure that obtains food and water from the soil

grow underground

an outgrowth of a plant that grows from a node in the stem

the part of the stem of a plant from which a leaf, branch, or aerial root grows

makes seeds for reproduction

collects sunlight for photosynthesis



# Parts of a Plant - KEY

(Advanced)

Flower – makes seeds for reproduction

Flower - the reproductive unit of angiosperms

Axillary Bud - a bud that develops in the axil

Flower Stalk - the structure that supports the flower

Leaf - an outgrowth of a plant that grows from a node in the stem

Leaf – collects sunlight for photosynthesis

Node - the part of the stem of a plant from which a leaf, branch, or aerial root grows

Stem – main support of a plant

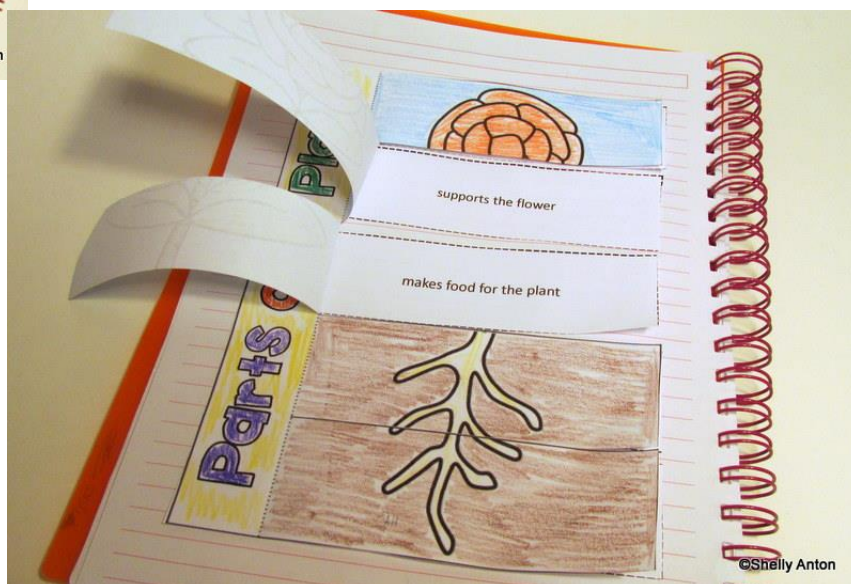

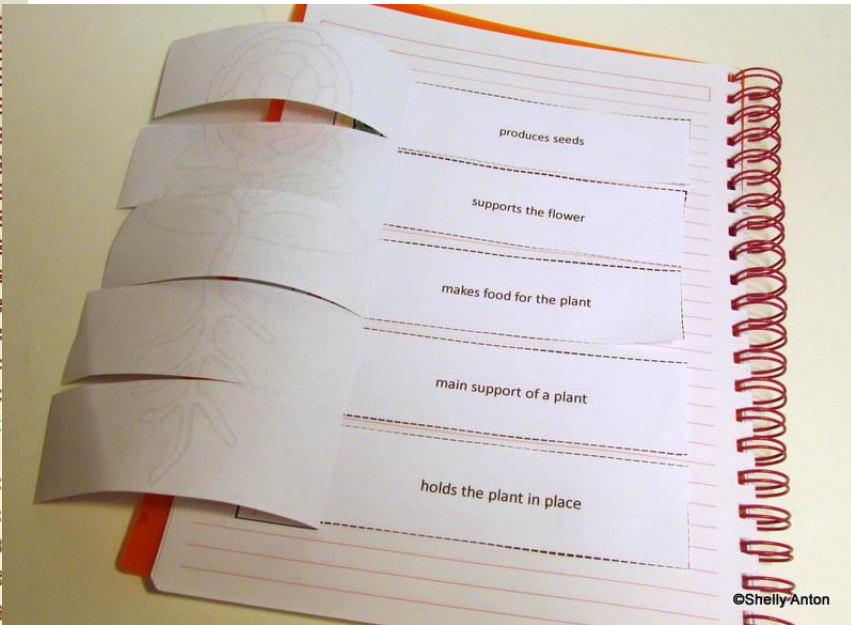
Root - holds the plant in place

Root - plant structure that obtains food and water from the soil

Roots – grow underground

Tap Root – main root of some plants

**Note:** Students may research their own facts to write under the flaps or use the sentences provided.



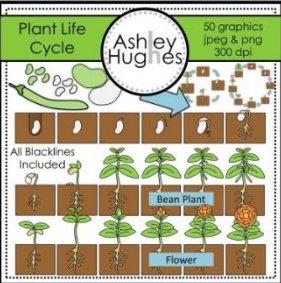
# Parts of a Plant



Please visit our store for math, language arts, science, social studies, holidays, crafts, classroom decor and more!  
<https://www.teacherspayteachers.com/Store/Promoting-Success>



Please visit our blog for lots of teaching ideas and resources:  
<http://www.promotingsuccess.blogspot.com>



Thank you for all you do for kids!  
**Paul & Shelly Anton**  
 Promoting Success for You and Your Students!

Click on the pictures to see more products in our store.

**Grades 5-8**

**FREE Ecosystems Task Cards**

**Promoting Success!**

**Grades 4-6**

**FREE Biomes of the World Task Cards**

**Promoting Success!**

**Grades 4-8**

**FREE Scientific Method Task Cards**

**Promoting Success!**

**Grades 4-8**

**Parts of a Flower Interactive Notebook**

**Promoting Success!**

**Grades 3-6**

**Plants Life Cycle Nonfiction Text - Reading Comprehension Worksheets**

**Promoting Success!**

**Grades 4-6**

**Plants Vocabulary Task Cards**

**Promoting Success!**

**Grades 3-6**

**Plants BUNDLE Interactive Notebooks, Task Cards & More!**

**Promoting Success!**

**Grades 1-3**

**FREE Frog Life Cycle Interactive Notebook**

**Promoting Success!**

**Grades 3-6**

**Plants Life Cycle Nonfiction Text - Reading Comprehension Worksheets**

**Promoting Success!**