

HOMEWORK CHOICE BOARDS

Fun and Educational Activities

- Reading
- Math
- Science
- PE

Physical Activity Choice Tic-Tac-Toe

Directions: Choose one math activity to complete each day. Work to get as many sets of

Science Choice Tic-Tac-Toe

ly sets of

Math Choice Tic-Tac-Toe

Reading Choice Tic-Tac-Toe


complete each day. Work to get as many sets of

Read a book while doing an activity, such as walking. Write about the activity here:

Call a friend to tell them about your book. Be sure to let them know if you recommend the book or not.

Read a story to a sibling, friend, or guardian. Write who you read to here:

Read somewhere outside.



Find someone to read at home that is not a book. It could be a recipe, newspaper, or a magazine. Write what it is here:

Pretend you are a newscaster. Give a special report about a book you read today to a family member.

Read your favorite childhood book. Write the name of the book here:

Read a story to your favorite stuffed animal or doll. Write down the story here:



get as many sets of

Use a huge pile of objects (cheerios, marbles, etc.) sort them into groups of ten and count how many have.

Do a scavenger hunt. Look for real-life examples of math everywhere.

Count objects you find and sort them into groups of odd and even.



Count airplanes or adult. Write the number of airplanes you see.

Count with a friend to see how many can sink or float.

Write a recipe for your own.



elementary



CHOICE BOARDS

elementary

Table of Contents

1. Letter to Parents
2. Independent Reading Tic-Tac-Toe
3. Math Tic-Tac-Toe
4. Science Tic-Tac-Toe
5. Physical Education Tic-Tac-Toe
6. Create Your Own Choice Board



Dear Parents,



These home learning choice boards were created to provide fun and educational activities for your children to complete at home. The activities are designed to engage your child through choice and make learning fun.

I encourage you to participate in as many of these activities as you can as a family. You can complete the choice boards like a tic-tac-toe game, or simply have your child color the squares they complete. You can also encourage your child to create their own board with learning activities!

By engaging in these learning activities during the extended break, your child will remain engaged in learning and return to school ready to learn.

Independent Reading Choice Tic-Tac-Toe

Directions: Choose one reading activity to complete each day. Work to get as many sets of three as you can!

| | | |
|--|--|---|
| <p>Read in a silly place, like under a table or in a closet. Write down the place you chose here:</p> | <p>Read a book while doing an activity, such as walking. Write about the activity here:</p> | <p>Call a friend to tell them about your book. Be sure to let them know if you recommend the book or not.</p> |
| <p>Read a story to a sibling, friend, or guardian. Write who you read to here:</p> | <p>Read somewhere outside.</p>  | <p>Find someone to read at home that is not a book. It could be a recipe, newspaper, or a magazine. Write what it is here:</p> |
| <p>Pretend you are a newscaster. Give a special report about a book you read today to a family member.</p> | <p>Read your favorite childhood book. Write the name of the book here:</p> | <p>Read a story to your favorite stuffed animal or doll. Write down the story here:</p>  |

Math Choice Tic-Tac-Toe

Directions: Choose one math activity to complete each day. Work to get as many sets of three as you can!


Play store. Set prices on objects around your house. Pretend you are the cashier and add up the prices of items customers buy.

Make a pattern using blocks.

Make a huge pile of small objects (cheerios, pennies, etc.) sort the pile into groups of ten and count how many you have.

Create a mini book for a younger child about a math concept you are an expert on. (adding, shapes, skip counting, etc.)

Make a hopscotch with chalk. Practice skip counting as you jump.




Go on a scavenger hunt. Look for real-life examples of math everywhere.

Pretend you are a math teacher. Teach your stuffed animals or dolls about a math concept you learned in school.

Cook a meal with your caretaker. Notice how fractions help with cooking.

Sort objects you find in nature into groups of odd and even.



Science Choice Tic-Tac-Toe

Directions: Choose one math activity to complete each day. Work to get as many sets of three as you can!


Make an explosive volcano by mixing vinegar and baking soda.

Make a pattern using blocks. Incorporate as many different colors or shapes as you can.

Make paper airplanes with a friend or adult. Have a contest to see which paper airplanes fly the farthest.

Make your own playdough by mixing water and flour. Experiment by adding different amounts of ingredients and colored food dyes.

Use the internet to research and complete a fun experiment of your choice.



Fill a bucket with water. Do a test to see what objects sink or float. Try to guess before testing them.

Sort objects around your home into the states of matter: solids, liquids, and gasses.


Find a quiet place outside. Bring a journal and write down what you hear, see, smell, and feel. Be as specific and descriptive as you can.

Look up a recipe for slime. Make your own.



Physical Activity Choice Tic-Tac-Toe


Directions: Choose one math activity to complete each day. Work to get as many sets of three as you can!

| | | |
|---|--|---|
| <p>Go on a bike ride or a walk.</p> | <p>Race a family member.</p> | <p>Play a sport.</p> |
| <p>Create an extra long hopscotch with chalk. See how long you can jump without stopping.</p> | <p>Invent your own physical activity game.</p>  | <p>Create your own yoga poses that represent animals.</p> |
| <p>Play tag with a family member.</p> | <p>Play Simon Says with your family.</p> | <p>Have a dance party to your favorite music.</p> |



Create Your Own Choice Tic-Tac-Toe

Directions: Create your own fun learning activities. Write each idea you come up with in one square. Activities can be any subject!



Terms of Use


How Can I Use This Product?



Thank you for your purchase! I work hard to create products that support teacher and student success. Please note that the product is sold with the purpose of use by a single teacher in a classroom. If you need to use this product with more than one teacher or in multiple classrooms, additional licenses are available at a discount. You can access them by visiting your "Purchases" page and then selecting "Download Additional Licenses."



Good to Go:



Not OK:

- Use this product personally.
 - Use this product in your own classroom.
 - Provide to your students to use at your instruction.
 - Print and/or copy for use in your classroom.
 - Provide print version(s) of specific pages within the product to a substitute teacher with the sole purpose of instructing your students.
 - Review this product with others with the sole purpose of recommending the product, provided you include the link below:
- Give to others to use personally.
 - Give to others to use in another classroom.
 - Give to parents to use with their children outside your lessons.
 - Print or copy this item to share with other teachers or other classrooms.
 - Publish or host online in a manner, including personal, classroom, or district websites,
 - Publish, sell, or otherwise disseminate the product to anyone

<https://www.teacherspayteachers.com/Store/Common-Core-Kingdom>

© Copyright 2019. Common Core Kingdom. All rights reserved. Permission is granted to copy pages specifically designed for student or teacher use by the original purchaser or licensee. The reproduction of any other part of this product is strictly prohibited. Copying any part of this product and placing it on the Internet in any form (even a personal/classroom website) is strictly forbidden. Posting without permission is a violation of the Digital Millennium Copyright Act (DMCA).

Let's Connect!

www.commoncorekingdom.com



<https://www.teacherspayteachers.com/Store/Common-Core-Kingdom>



<https://www.facebook.com/CommonCoreKingdom/>



<https://www.instagram.com/commoncorekingdom>

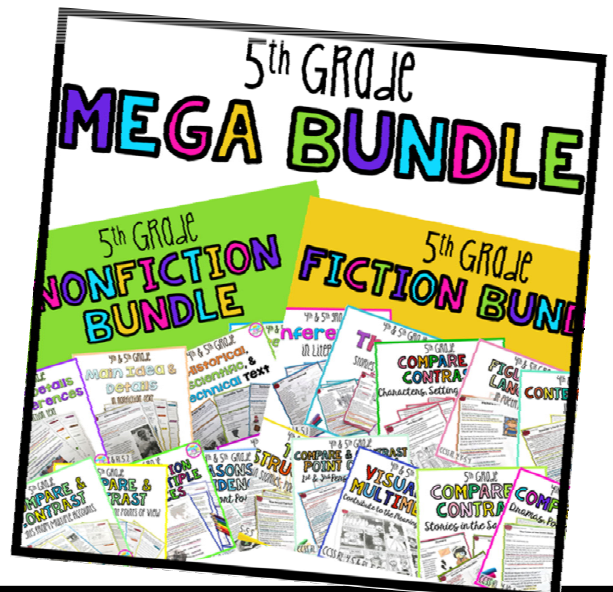
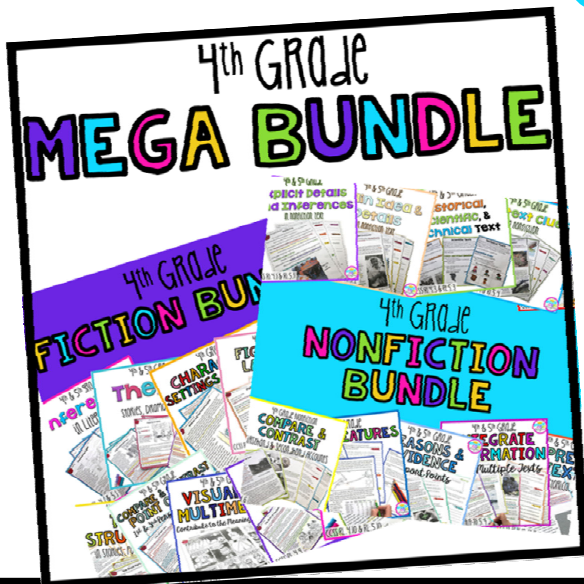


<https://www.pinterest.com/cckingdom/pins/>



Julie@commoncorekingdom.com

Looking for more?



CREDITS

