

WRITING MATS

Daily Writing Practice for

June



Proud to Be **Primary**

3 in 1 Resource: 1. Printable 2. Google Slides 3. Seesaw

All About WRITING MATS







20 different Writing Mats for each month. Each mat comes in 3 styles: interlines, solid lines, or blank pages with either a sentence starter or title. Every mat covers a different writing topic with themed word list.

A variety of topics and sentence starters included to keep engagement high.

Students write and illustrate stories about high interest topics and themes they can relate to.

Name: _____ **Date:** _____

Word List
Use the words and pictures to help create your story.

 cook	 ride
 build	 play
 sports	 barbecue

Writing Checklist: I can...

<input checked="" type="checkbox"/> Color in the checkmark to show you have used this writing convention.	<input checked="" type="checkbox"/> use capitals	<input checked="" type="checkbox"/> use punctuation	<input checked="" type="checkbox"/> use spaces	<input checked="" type="checkbox"/> print neatly	<input checked="" type="checkbox"/> stretch out words	<input checked="" type="checkbox"/> reread it
---	--	---	--	--	---	---

© Proud to Be PRIMARY 2016

Word lists provided to help support beginning writers with writing, spelling, and illustrating.

Students build writing fluency by writing a short story and checking it each day.

Students use the writing conventions checklist to independently check their writing.

June Writing Topics

WRITING MATS

1. Father's Day
2. My Dad and I
3. Blowing Bubbles
4. Eating Ice Cream
5. At the Carnival
6. Camping
7. My Family Trip
8. In the Summer
9. My Summer Vacation
10. When it gets HOT
11. Pool Time
12. At the Seashore
13. Under the Sea
14. In the Tide
15. At the Barbecue
16. Honeybee Life Cycle
17. Sea Turtle Life Cycle
18. Sunflowers Grow
19. Plants in Summer
20. At the Zoo

Using with Google

WRITING MATS







A link and instructions are provided to make a copy of a Google Slides™ document that you can assign to your students and use digitally within your Google Classroom™.

Name: Text here **Date:** Text here







Eating Ice Cream

Text here

Word List
Use the words and pictures to help create your story.

	
cone	float
	
cup	truck
	
sundae	lick

Writing Checklist: I can...

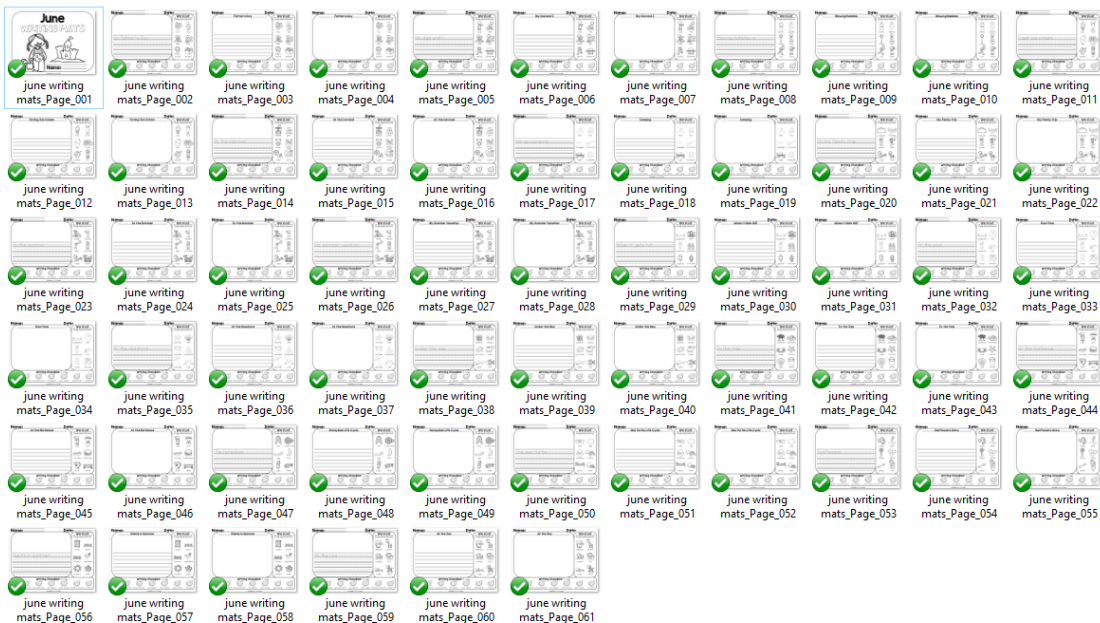
					
use capitals	use punctuation	use spaces	print neatly	spell words	reread it

© 2016/2020 Proud to Be Primary

Using with Seesaw


WRITING MATS

Image files for each paper are included for use with Seesaw or another secure, password-protected platform for your classroom of students.



June

WRITING MATS



Name: _____

Name: _____

Date: _____

Word List

Use the words and pictures to help create your story.



love



hug



help



play



award



present

On Father's Day

Color in the checkmark to show you have used this writing convention.

Writing Checklist: I can...



use capitals



use punctuation



use spaces



print neatly



stretch out words



reread it

Name: _____

Date: _____

Father's Day

Word List

Use the words and pictures to help create your story.



love



hug



help



play



award



present

Color in the checkmark to show you have used this writing convention.

Writing Checklist: I can...



use capitals



use punctuation



use spaces



print neatly



spell words



reread it

Name: _____

Date: _____

Father's Day

Word List

Use the words and pictures to help create your story.



love



hug



help



play



award



present

Color in the checkmark to show you have used this writing convention.

Writing Checklist: I can...



use capitals



use punctuation



use spaces



print neatly



spell words



reread it

Name: _____

Date: _____

My dad and I

Word List

Use the words and pictures to help create your story.



cook



ride




build



play



sports



barbecue

Color in the checkmark to show you have used this writing convention.

Writing Checklist: I can...



use capitals



use punctuation



use spaces



print neatly



stretch out words



reread it

Name: _____

Date: _____

My Dad and I

Word List

Use the words and pictures to help create your story.



cook



ride




build



play



sports



barbecue

Color in the checkmark to show you have used this writing convention.

Writing Checklist: I can...



use capitals



use punctuation



use spaces



print neatly



spell words



reread it

Name: _____

Date: _____

My Dad and I

Word List

Use the words and pictures to help create your story.



cook



ride




build



play



sports



barbecue

Color in the checkmark to show you have used this writing convention.

Writing Checklist: I can...



use capitals



use punctuation



use spaces



print neatly



spell words



reread it

Name: _____

Date: _____

Word List

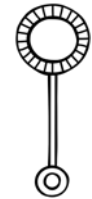
Use the words and pictures to help create your story.



bottle



bubbles



wand



blow



run



wave

Blowing bubbles is

Color in the checkmark to show you have used this writing convention.



use capitals



use punctuation



use spaces



print neatly



stretch out words



reread it

Writing Checklist: I can...

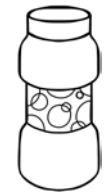
Name: _____

Date: _____


Blowing Bubbles

Word List

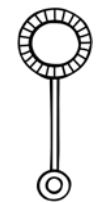
Use the words and pictures to help create your story.



bottle



bubbles



wand



blow



run



wave

Color in the checkmark to show you have used this writing convention.

Writing Checklist: I can...



use capitals



use punctuation



use spaces



print neatly



spell words



reread it

Name:

Date:


Blowing Bubbles

Word List

Use the words and pictures to help create your story.



bottle



bubbles



wand



blow



run



wave

Color in the checkmark to show you have used this writing convention.

Writing Checklist: I can...



use capitals



use punctuation



use spaces



print neatly



spell words



reread it

Name: _____

Date: _____

Word List

Use the words and pictures to help create your story.



cone



float



cup



truck



sundae



lick

I eat ice cream

Color in the checkmark to show you have used this writing convention.



use capitals



use punctuation



use spaces



print neatly



stretch out words



reread it

Writing Checklist: I can...

Name: _____

Date: _____

Eating Ice Cream

Word List

Use the words and pictures to help create your story.



cone



float



cup



truck



sundae



lick

Color in the checkmark to show you have used this writing convention.

Writing Checklist: I can...



use capitals



use punctuation



use spaces



print neatly



spell words



reread it

Name: _____

Date: _____

Eating Ice Cream

Word List

Use the words and pictures to help create your story.



cone



float



cup



truck



sundae



lick

Color in the checkmark to show you have used this writing convention.

Writing Checklist: I can...



use capitals



use punctuation



use spaces



print neatly



spell words




reread it

Name: _____

Date: _____

Word List

Use the words and pictures to help create your story.




tickets




game



prize



bouncy castle



rides



snacks

At the carnival

Writing Checklist: I can...

Color in the checkmark to show you have used this writing convention.



use capitals



use punctuation



use spaces



print neatly



stretch out words



reread it


Name: _____

Date: _____

At the Carnival

Word List

Use the words and pictures to help create your story.



tickets




game



prize



bouncy castle



rides



snacks

Color in the checkmark to show you have used this writing convention.

Writing Checklist: I can...



use capitals



use punctuation



use spaces



print neatly



spell words



reread it


Name: _____

Date: _____

At the Carnival

Word List

Use the words and pictures to help create your story.



tickets




game




prize



bouncy castle



rides



snacks

Color in the checkmark to show you have used this writing convention.

Writing Checklist: I can...



use capitals



use punctuation



use spaces



print neatly



spell words



reread it

Name: _____

Date: _____

Word List

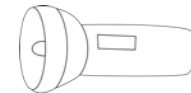
Use the words and pictures to help create your story.



tent



fire



flashlight



marshmallow



night



backpack

We go camping

Color in the checkmark to show you have used this writing convention.



use capitals



use punctuation



use spaces



print neatly



stretch out words



reread it

Writing Checklist: I can...

Name: _____

Date: _____

Camping

Word List

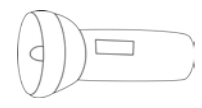
Use the words and pictures to help create your story.




tent



fire



flashlight



marshmallow



night



backpack

Color in the checkmark to show you have used this writing convention.

Writing Checklist: I can...



use capitals



use punctuation



use spaces



print neatly



spell words



reread it

Name:

Date:

Camping

Word List

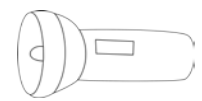
Use the words and pictures to help create your story.




tent



fire



flashlight



marshmallow



night



backpack

Color in the checkmark to show you have used this writing convention.

Writing Checklist: I can...



use capitals



use punctuation



use spaces



print neatly



spell words



reread it

Name: _____

Date: _____

Word List

Use the words and pictures to help create your story.



suitcase



airplane



photo



play



read



relax

On my family trip

Color in the checkmark to show you have used this writing convention.



use capitals



use punctuation



use spaces



print neatly



stretch out words



reread it

Writing Checklist: I can...

Name: _____

Date: _____

My Family Trip

Word List

Use the words and pictures to help create your story.



suitcase



airplane



photo



play



read



relax

Color in the checkmark to show you have used this writing convention.

Writing Checklist: I can...



use capitals



use punctuation



use spaces



print neatly



spell words



reread it

Name:

Date:

My Family Trip

Word List

Use the words and pictures to help create your story.



suitcase



airplane



photo



play



read



relax

Color in the checkmark to show you have used this writing convention.



use capitals



use punctuation



use spaces



print neatly



spell words



reread it

Writing Checklist: I can...

Name: _____

Date: _____

Word List

Use the words and pictures to help create your story.



beach



bubbles



play



ice cream



read



picnic

In the summer

Color in the checkmark to show you have used this writing convention.



use capitals



use punctuation



use spaces



print neatly



stretch out words



reread it

Writing Checklist: I can...

Name: _____

Date: _____

In the Summer

Word List

Use the words and pictures to help create your story.



beach



bubbles



play



ice cream



read



picnic

Color in the checkmark to show you have used this writing convention.



use capitals



use punctuation



use spaces



print neatly



spell words



reread it

Writing Checklist: I can...

Name: _____

Date: _____

In the Summer

Word List

Use the words and pictures to help create your story.



beach



bubbles



play



ice cream



read



picnic

Color in the checkmark to show you have used this writing convention.

Writing Checklist: I can...



use capitals



use punctuation



use spaces



print neatly



spell words



reread it

Name: _____

Date: _____

Word List

Use the words and pictures to help create your story.



beach



bubbles



play



ice cream



read



picnic

My summer vacation

Writing Checklist: I can...

Color in the checkmark to show you have used this writing convention.



use capitals



use punctuation



use spaces



print neatly



stretch out words



reread it

Name:

Date:

My Summer Vacation

Word List

Use the words and pictures to help create your story.



beach



bubbles



play



ice cream



read



picnic

Color in the checkmark to show you have used this writing convention.

Writing Checklist: I can...



use capitals



use punctuation



use spaces



print neatly



spell words



reread it

Name: _____

Date: _____

My Summer Vacation

Word List

Use the words and pictures to help create your story.



beach



bubbles



play



ice cream



read



picnic

Color in the checkmark to show you have used this writing convention.

Writing Checklist: I can...



use capitals



use punctuation



use spaces



print neatly



spell words



reread it

Name: _____

Date: _____

Word List

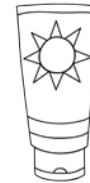
Use the words and pictures to help create your story.



sunglasses



swim



sunscreen



waterslide



popsicle



ice cream

When it gets hot

Color in the checkmark to show you have used this writing convention.



use capitals



use punctuation



use spaces



print neatly



stretch out words



reread it

Writing Checklist: I can...

Name: _____

Date: _____

When it Gets HOT

Word List

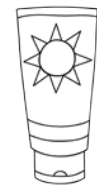
Use the words and pictures to help create your story.



sunglasses



swim



sunscreen



waterslide



popsicle



ice cream

Color in the checkmark to show you have used this writing convention.

Writing Checklist: I can...



use capitals



use punctuation



use spaces



print neatly



spell words



reread it

Name: _____

Date: _____

When it Gets HOT

Word List

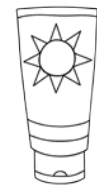
Use the words and pictures to help create your story.



sunglasses



swim



sunscreen



waterslide



popsicle



ice cream

Color in the checkmark to show you have used this writing convention.

Writing Checklist: I can...



use capitals



use punctuation



use spaces



print neatly



spell words



reread it

Name: _____

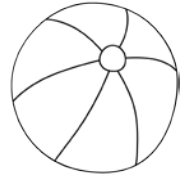
Date: _____

Word List

Use the words and pictures to help create your story.




sunglasses



ball



sunscreen



hat



towel



swimsuit

At the pool

Color in the checkmark to show you have used this writing convention.



use capitals



use punctuation



use spaces



print neatly



stretch out words



reread it

Writing Checklist: I can...

Name: _____

Date: _____

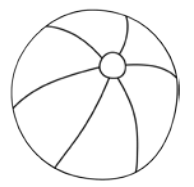
Pool Time

Word List

Use the words and pictures to help create your story.



sunglasses



ball



sunscreen



hat



towel



swimsuit

Color in the checkmark to show you have used this writing convention.

Writing Checklist: I can...



use capitals



use punctuation



use spaces



print neatly



spell words



reread it

Name: _____

Date: _____

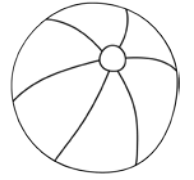
Pool Time

Word List

Use the words and pictures to help create your story.



sunglasses



ball



sunscreen



hat



towel



swimsuit

Color in the checkmark to show you have used this writing convention.

Writing Checklist: I can...



use capitals



use punctuation



use spaces



print neatly



spell words



reread it


Name: _____

Date: _____


At the seashore

Word List

Use the words and pictures to help create your story.



starfish



shell



sand pail



sandcastle



umbrella



crab

Color in the checkmark to show you have used this writing convention.

Writing Checklist: I can...



use capitals



use punctuation



use spaces



print neatly



stretch out words



reread it


Name: _____

Date: _____


At the Seashore

Word List

Use the words and pictures to help create your story.



starfish



shell



sand pail



sandcastle



umbrella



crab

Color in the checkmark to show you have used this writing convention.

Writing Checklist: I can...



use capitals



use punctuation



use spaces



print neatly



spell words



reread it


Name: _____

Date: _____


At the Seashore

Word List

Use the words and pictures to help create your story.



starfish



shell



sand pail



sandcastle



umbrella



crab

Color in the checkmark to show you have used this writing convention.

Writing Checklist: I can...



use capitals



use punctuation



use spaces



print neatly



spell words



reread it

Name: _____


Date: _____

Word List


Use the words and pictures to help create your story.



jellyfish



octopus




sea turtle



whale



shark



fish

under the sea

Color in the checkmark to show you have used this writing convention.



use capitals



use punctuation



use spaces



print neatly



stretch out words



reread it

Writing Checklist: I can...

Name: _____

Date: _____


Under the Sea

Word List


Use the words and pictures to help create your story.



jellyfish



octopus




sea turtle



whale



shark



fish

Color in the checkmark to show you have used this writing convention.

Writing Checklist: I can...



use capitals



use punctuation



use spaces



print neatly



spell words



reread it

Name: _____

Date: _____


Under the Sea

Word List


Use the words and pictures to help create your story.



jellyfish



octopus




sea turtle



whale



shark



fish

Color in the checkmark to show you have used this writing convention.

Writing Checklist: I can...



use capitals



use punctuation



use spaces



print neatly



spell words



reread it

Name: _____

Date: _____

Large rounded rectangular area for writing. The first line contains the text "In the tide" written in a dotted font for tracing. Below this are several sets of blank handwriting lines, each consisting of a solid top line, a dashed middle line, and a solid bottom line.

Word List

Use the words and pictures to help create your story.



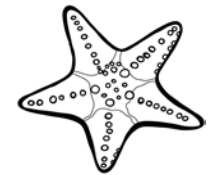
anemone




barnacles



crab



starfish



shell



bucket

Color in the checkmark to show you have used this writing convention.

Writing Checklist: I can...



use capitals



use punctuation



use spaces



print neatly



stretch out words



reread it

Name: _____

Date: _____

In the Tide

Word List

Use the words and pictures to help create your story.



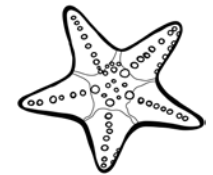
anemone




barnacles



crab



starfish



shell



bucket

Color in the checkmark to show you have used this writing convention.

Writing Checklist: I can...



use capitals



use punctuation



use spaces



print neatly



spell words



reread it

Name: _____

Date: _____

In the Tide

Word List

Use the words and pictures to help create your story.



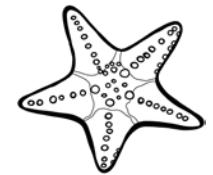
anemone




barnacles



crab



starfish



shell



bucket

Color in the checkmark to show you have used this writing convention.

Writing Checklist: I can...



use capitals



use punctuation



use spaces



print neatly



spell words



reread it

Name: _____

Date: _____

At the barbecue

Word List

Use the words and pictures to help create your story.




cook



grill



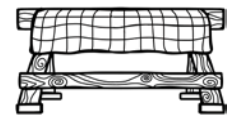
hot dog



hamburger



drink



table

Color in the checkmark to show you have used this writing convention.

Writing Checklist: I can...



use capitals



use punctuation



use spaces



print neatly



stretch out words



reread it

Name: _____

Date: _____

At the Barbecue

Word List

Use the words and pictures to help create your story.




cook



grill



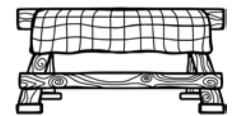
hot dog



hamburger



drink



table

Color in the checkmark to show you have used this writing convention.

Writing Checklist: I can...



use capitals



use punctuation



use spaces



print neatly



spell words



reread it

Name: _____

Date: _____

At the Barbecue

Word List

Use the words and pictures to help create your story.




cook



grill



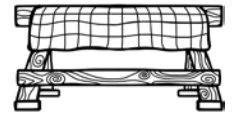
hot dog



hamburger



drink



table

Color in the checkmark to show you have used this writing convention.



use capitals



use punctuation



use spaces



print neatly



spell words



reread it

Writing Checklist: I can...


Name: _____

Date: _____

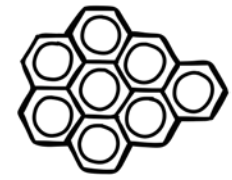
The honeybee

Word List

Use the words and pictures to help create your story.



hive



honeycomb



egg



larva



pupa



adult

Color in the checkmark to show you have used this writing convention.

Writing Checklist: I can...



use capitals



use punctuation



use spaces



print neatly



stretch out words



reread it


Name: _____

Date: _____

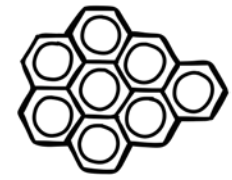
Honeybee Life Cycle

Word List

Use the words and pictures to help create your story.



hive



honeycomb



egg



larva



pupa



adult

Color in the checkmark to show you have used this writing convention.

Writing Checklist: I can...



use capitals



use punctuation



use spaces



print neatly



spell words



reread it


Name:

Date:

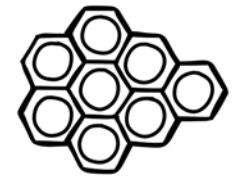
Honeybee Life Cycle

Word List

Use the words and pictures to help create your story.



hive



honeycomb



egg



larva



pupa



adult

Color in the checkmark to show you have used this writing convention.

Writing Checklist: I can...



use capitals



use punctuation



use spaces



print neatly



spell words



reread it

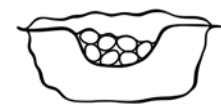
Name: _____

Date: _____

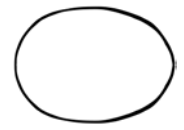
The sea turtle

Word List

Use the words and pictures to help create your story.




nest




egg




hatching



mother



beach



baby

Color in the checkmark to show you have used this writing convention.

Writing Checklist: I can...



use capitals



use punctuation



use spaces



print neatly



stretch out words



reread it

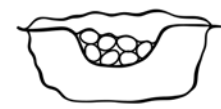
Name: _____

Date: _____

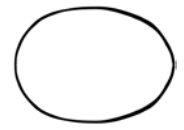
Sea Turtle Life Cycle

Word List

Use the words and pictures to help create your story.




nest




egg




hatching



mother



beach



baby

Color in the checkmark to show you have used this writing convention.

Writing Checklist: I can...



use capitals



use punctuation



use spaces



print neatly



spell words



reread it

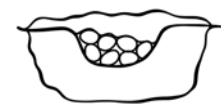
Name:

Date:

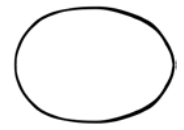
Sea Turtle Life Cycle

Word List

Use the words and pictures to help create your story.




nest




egg




hatching



mother



beach



baby

Color in the checkmark to show you have used this writing convention.

Writing Checklist: I can...



use capitals



use punctuation



use spaces



print neatly



spell words




reread it

Name: _____

Date: _____

Word List

Use the words and pictures to help create your story.



seeds



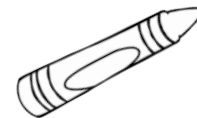
plant




flower



petals



yellow



tall

Sunflowers

Color in the checkmark to show you have used this writing convention.



use capitals



use punctuation



use spaces



print neatly



stretch out words



reread it

Writing Checklist: I can...


Name: _____

Date: _____

Sunflowers Grow

Word List

Use the words and pictures to help create your story.



seeds



plant




flower



petals



yellow



tall

Color in the checkmark to show you have used this writing convention.

Writing Checklist: I can...



use capitals



use punctuation



use spaces



print neatly



spell words



reread it


Name:

Date:

Sunflowers Grow

Word List

Use the words and pictures to help create your story.



seeds



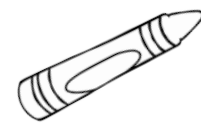
plant




flower



petals



yellow



tall

Color in the checkmark to show you have used this writing convention.

Writing Checklist: I can...



use capitals



use punctuation



use spaces



print neatly



spell words



reread it

Name: _____

Date: _____

Word List

Use the words and pictures to help create your story.



seeds




plants



flowers



vegetables



sunshine



water

Plants in summer

Color in the checkmark to show you have used this writing convention.



use capitals



use punctuation



use spaces



print neatly



stretch out words



reread it

Writing Checklist: I can...


Name: _____

Date: _____

Plants in Summer

Word List

Use the words and pictures to help create your story.



seeds



plants



flowers



vegetables



sunshine



water

Color in the checkmark to show you have used this writing convention.

Writing Checklist: I can...



use capitals



use punctuation



use spaces



print neatly



spell words



reread it


Name: _____

Date: _____

Plants in Summer

Word List

Use the words and pictures to help create your story.



seeds



plants



flowers



vegetables



sunshine



water

Color in the checkmark to show you have used this writing convention.

Writing Checklist: I can...



use capitals



use punctuation



use spaces



print neatly



spell words



reread it


Name: _____

Date: _____

At the zoo

Word List

Use the words and pictures to help create your story.



elephant



giraffe



monkey



lion



snake



zebra

Color in the checkmark to show you have used this writing convention.

Writing Checklist: I can...



use capitals



use punctuation



use spaces



print neatly



stretch out words



reread it


Name: _____

Date: _____

At the Zoo

Word List

Use the words and pictures to help create your story.



elephant



giraffe




monkey



lion



snake



zebra

Color in the checkmark to show you have used this writing convention.

Writing Checklist: I can...



use capitals



use punctuation



use spaces



print neatly



spell words



reread it


Name: _____

Date: _____

At the Zoo

Word List

Use the words and pictures to help create your story.



elephant



giraffe



monkey



lion



snake



zebra

Color in the checkmark to show you have used this writing convention.



use capitals



use punctuation



use spaces



print neatly



spell words



reread it

Writing Checklist: I can...

June

CANADIAN MATS



**Pages have been
edited and changed
for Canadian
spelling and content.**

Name: _____

Date: _____

Word List

Use the words and pictures to help create your story.



love



hug



help



play



award



present

On Father's Day

Colour in the checkmark to show you have used this writing convention.



use capitals



use punctuation



use spaces



print neatly



stretch out words



reread it

Writing Checklist: I can...

Name:

Date:

Father's Day

Word List

Use the words and pictures to help create your story.



love



hug



help



play



award



present

Colour in the checkmark to show you have used this writing convention.

Writing Checklist: I can...



use capitals



use punctuation



use spaces



print neatly



spell words



reread it

Name: _____

Date: _____

Father's Day

Word List

Use the words and pictures to help create your story.



love



hug



help



play



award



present

Colour in the checkmark to show you have used this writing convention.

Writing Checklist: I can...



use capitals



use punctuation



use spaces



print neatly



spell words



reread it

Name: _____

Date: _____

Word List

Use the words and pictures to help create your story.



cook



ride




build



play



sports



barbecue

My dad and I

Colour in the checkmark to show you have used this writing convention.



use capitals



use punctuation



use spaces



print neatly



stretch out words



reread it

Writing Checklist: I can...

Name: _____

Date: _____

My Dad and I

Word List

Use the words and pictures to help create your story.



cook



ride




build



play



sports



barbecue

Colour in the checkmark to show you have used this writing convention.

Writing Checklist: I can...



use capitals



use punctuation



use spaces



print neatly



spell words



reread it

Name: _____

Date: _____

My Dad and I

Word List

Use the words and pictures to help create your story.



cook



ride




build



play



sports



barbecue

Colour in the checkmark to show you have used this writing convention.

Writing Checklist: I can...



use capitals



use punctuation



use spaces



print neatly



spell words



reread it

Name: _____

Date: _____

Word List

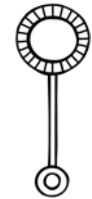
Use the words and pictures to help create your story.



bottle



bubbles



wand



blow



run



wave

Blowing bubbles is

Colour in the checkmark to show you have used this writing convention.



use capitals



use punctuation



use spaces



print neatly



stretch out words



reread it

Writing Checklist: I can...

Name:

Date:

Blowing Bubbles

Word List

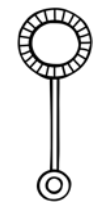
Use the words and pictures to help create your story.



bottle



bubbles



wand



blow



run



wave

Colour in the checkmark to show you have used this writing convention.

Writing Checklist: I can...



use capitals



use punctuation



use spaces



print neatly



spell words



reread it

Name: _____

Date: _____


Blowing Bubbles

Word List

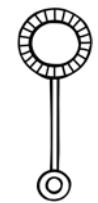
Use the words and pictures to help create your story.



bottle



bubbles



wand



blow



run



wave

Colour in the checkmark to show you have used this writing convention.

Writing Checklist: I can...



use capitals



use punctuation



use spaces



print neatly



spell words



reread it

Name: _____

Date: _____

Word List

Use the words and pictures to help create your story.



cone



float



cup



truck



sundae



lick

I eat ice cream

Colour in the checkmark to show you have used this writing convention.



use capitals



use punctuation



use spaces



print neatly



stretch out words



reread it

Writing Checklist: I can...

Name: _____

Date: _____

Eating Ice Cream

Word List

Use the words and pictures to help create your story.



cone



float



cup



truck



sundae



lick

Colour in the checkmark to show you have used this writing convention.



use capitals



use punctuation



use spaces



print neatly



spell words



reread it

Writing Checklist: I can...

Name: _____

Date: _____

Eating Ice Cream

Word List

Use the words and pictures to help create your story.



cone



float



cup



truck



sundae



lick

Colour in the checkmark to show you have used this writing convention.



use capitals



use punctuation



use spaces



print neatly



spell words



reread it


Writing Checklist: I can...

Name: _____

Date: _____

Word List

Use the words and pictures to help create your story.




tickets



game



prize



bouncy castle



rides



snacks

At the carnival

Colour in the checkmark to show you have used this writing convention.



use capitals



use punctuation



use spaces



print neatly



stretch out words



reread it

Writing Checklist: I can...


Name: _____

Date: _____

At the Carnival

Word List

Use the words and pictures to help create your story.



tickets




game



prize



bouncy castle



rides



snacks

Colour in the checkmark to show you have used this writing convention.

Writing Checklist: I can...



use capitals



use punctuation



use spaces



print neatly



spell words



reread it


Name: _____

Date: _____

At the Carnival

Word List

Use the words and pictures to help create your story.



tickets




game




prize



bouncy castle



rides



snacks

Colour in the checkmark to show you have used this writing convention.

Writing Checklist: I can...



use capitals



use punctuation



use spaces



print neatly



spell words



reread it

Name: _____

Date: _____

Large rounded rectangular area for writing a story.

Handwriting lines with the sentence "We go camping" written in dotted letters for tracing.

Word List

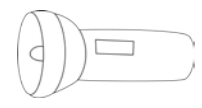
Use the words and pictures to help create your story.




tent



fire



flashlight



marshmallow



night



backpack

Colour in the checkmark to show you have used this writing convention.

Writing Checklist: I can...



use capitals



use punctuation



use spaces



print neatly



stretch out words



reread it

Name:

Date:

Camping

Word List

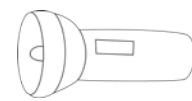
Use the words and pictures to help create your story.




tent



fire



flashlight



marshmallow



night



backpack

Colour in the checkmark to show you have used this writing convention.

Writing Checklist: I can...



use capitals



use punctuation



use spaces



print neatly



spell words



reread it

Name: _____

Date: _____

Camping

Word List

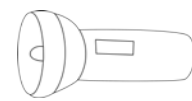
Use the words and pictures to help create your story.



tent



fire



flashlight



marshmallow



night



backpack

Colour in the checkmark to show you have used this writing convention.

Writing Checklist: I can...



use capitals



use punctuation



use spaces



print neatly



spell words



reread it

Name: _____

Date: _____

On my family trip

Word List

Use the words and pictures to help create your story.



suitcase



airplane



photo



play



read



relax

Colour in the checkmark to show you have used this writing convention.

Writing Checklist: I can...



use capitals



use punctuation



use spaces



print neatly



stretch out words



reread it

Name:

Date:

My Family Trip

Word List

Use the words and pictures to help create your story.



suitcase



airplane



photo



play



read



relax

Colour in the checkmark to show you have used this writing convention.

Writing Checklist: I can...



use capitals



use punctuation



use spaces



print neatly



spell words



reread it

Name:

Date:

My Family Trip

Word List

Use the words and pictures to help create your story.



suitcase



airplane



photo



play



read



relax

Colour in the checkmark to show you have used this writing convention.



use capitals



use punctuation



use spaces



print neatly



spell words



reread it

Writing Checklist: I can...

Name: _____

Date: _____

Word List

Use the words and pictures to help create your story.



beach



bubbles



play



ice cream



read



picnic

In the summer

Colour in the checkmark to show you have used this writing convention.



use capitals



use punctuation



use spaces



print neatly



stretch out words



reread it

Writing Checklist: I can...

Name:

Date:

In the Summer

Word List

Use the words and pictures to help create your story.



beach



bubbles



play



ice cream



read



picnic

Colour in the checkmark to show you have used this writing convention.

Writing Checklist: I can...



use capitals



use punctuation



use spaces



print neatly



spell words



reread it

Name: _____

Date: _____

In the Summer

Word List

Use the words and pictures to help create your story.



beach



bubbles



play



ice cream



read



picnic

Colour in the checkmark to show you have used this writing convention.

Writing Checklist: I can...



use capitals



use punctuation



use spaces



print neatly



spell words



reread it

Name: _____

Date: _____

Word List

Use the words and pictures to help create your story.



beach



bubbles



play



ice cream



read



picnic

My summer vacation

Writing Checklist: I can...

Colour in the checkmark to show you have used this writing convention.



use capitals



use punctuation



use spaces



print neatly



stretch out words



reread it

Name: _____

Date: _____

My Summer Vacation

Word List

Use the words and pictures to help create your story.



beach



bubbles



play



ice cream



read



picnic

Colour in the checkmark to show you have used this writing convention.

Writing Checklist: I can...



use capitals



use punctuation



use spaces



print neatly



spell words



reread it

Name:

Date:

My Summer Vacation

Word List

Use the words and pictures to help create your story.



beach



bubbles



play



ice cream



read



picnic

Colour in the checkmark to show you have used this writing convention.

Writing Checklist: I can...



use capitals



use punctuation



use spaces



print neatly



spell words



reread it

Name: _____

Date: _____

Word List

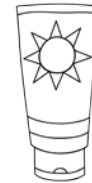
Use the words and pictures to help create your story.



sunglasses



swim



sunscreen



waterslide



popsicle



ice cream

When it gets hot

Colour in the checkmark to show you have used this writing convention.



use capitals



use punctuation



use spaces



print neatly



stretch out words



reread it

Writing Checklist: I can...

Name: _____

Date: _____

When it Gets HOT

Word List

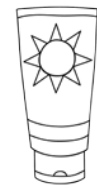
Use the words and pictures to help create your story.



sunglasses



swim



sunscreen



waterslide



popsicle



ice cream

Colour in the checkmark to show you have used this writing convention.

Writing Checklist: I can...



use capitals



use punctuation



use spaces



print neatly



spell words



reread it

Name: _____

Date: _____

When it Gets HOT

Word List

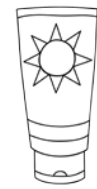
Use the words and pictures to help create your story.



sunglasses



swim



sunscreen



waterslide



popsicle



ice cream

Colour in the checkmark to show you have used this writing convention.

Writing Checklist: I can...



use capitals



use punctuation



use spaces



print neatly



spell words



reread it

Name: _____

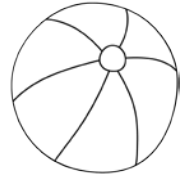
Date: _____

Word List

Use the words and pictures to help create your story.




sunglasses



ball



sunscreen



hat



towel



swimsuit

At the pool

Colour in the checkmark to show you have used this writing convention.



use capitals



use punctuation



use spaces



print neatly



stretch out words



reread it

Writing Checklist: I can...

Name: _____

Date: _____

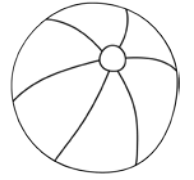
Pool Time

Word List


Use the words and pictures to help create your story.



sunglasses



ball



sunscreen



hat



towel



swimsuit

Colour in the checkmark to show you have used this writing convention.

Writing Checklist: I can...



use capitals



use punctuation



use spaces



print neatly



spell words



reread it

Name: _____

Date: _____

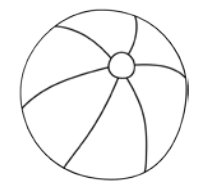
Pool Time

Word List

Use the words and pictures to help create your story.



sunglasses



ball



sunscreen



hat



towel



swimsuit

Colour in the checkmark to show you have used this writing convention.

Writing Checklist: I can...



use capitals



use punctuation



use spaces



print neatly



spell words



reread it

Name: -----

Date: -----


At the seashore

Word List

Use the words and pictures to help create your story.



starfish



shell



sand pail



sandcastle



umbrella



crab

Colour in the checkmark to show you have used this writing convention.

Writing Checklist: I can...



use capitals



use punctuation



use spaces



print neatly



stretch out words



reread it

Name: _____

Date: _____


At the Seashore

Word List

Use the words and pictures to help create your story.



starfish



shell



sand pail



sandcastle



umbrella



crab

Colour in the checkmark to show you have used this writing convention.

Writing Checklist: I can...



use capitals



use punctuation



use spaces



print neatly



spell words



reread it

Name:

Date:


At the Seashore

Word List

Use the words and pictures to help create your story.



starfish



shell



sand pail



sandcastle



umbrella



crab

Colour in the checkmark to show you have used this writing convention.

Writing Checklist: I can...



use capitals



use punctuation



use spaces



print neatly



spell words



reread it

Name: _____


Date: _____

Word List


Use the words and pictures to help create your story.



jellyfish



octopus




sea turtle



whale



shark



fish

under the sea

Colour in the checkmark to show you have used this writing convention.



use capitals



use punctuation



use spaces



print neatly



stretch out words



reread it

Writing Checklist: I can...

Name:

Date:


Under the Sea

Word List


Use the words and pictures to help create your story.



jellyfish



octopus




sea turtle



whale



shark



fish

Colour in the checkmark to show you have used this writing convention.



use capitals



use punctuation



use spaces



print neatly



spell words



reread it

Writing Checklist: I can...

Name: _____

Date: _____


Under the Sea

Word List


Use the words and pictures to help create your story.



jellyfish



octopus




sea turtle



whale



shark



fish

Colour in the checkmark to show you have used this writing convention.

Writing Checklist: I can...



use capitals



use punctuation



use spaces



print neatly



spell words



reread it

Name: _____

Date: _____

Large rounded rectangular area for writing, featuring a dashed line for the title and several sets of primary writing lines (top solid, middle dashed, bottom solid).

In the tide

Word List

Use the words and pictures to help create your story.



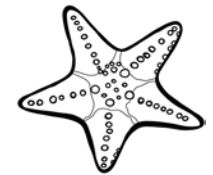
anemone



barnacles



crab



starfish



shell



bucket

Colour in the checkmark to show you have used this writing convention.

Writing Checklist: I can...



use capitals



use punctuation



use spaces



print neatly



stretch out words



reread it

Name: _____

Date: _____

In the Tide

Word List

Use the words and pictures to help create your story.



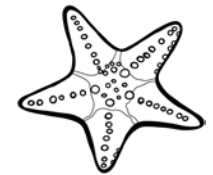
anemone



barnacles



crab



starfish



shell



bucket

Colour in the checkmark to show you have used this writing convention.

Writing Checklist: I can...



use capitals



use punctuation



use spaces



print neatly



spell words



reread it

Name: _____

Date: _____

In the Tide

Word List

Use the words and pictures to help create your story.



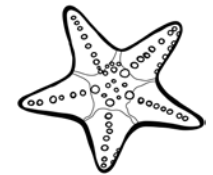
anemone




barnacles



crab



starfish



shell



bucket

Colour in the checkmark to show you have used this writing convention.

Writing Checklist: I can...



use capitals



use punctuation



use spaces



print neatly



spell words



reread it

Name: _____

Date: _____

At the barbecue

Word List

Use the words and pictures to help create your story.




cook



grill



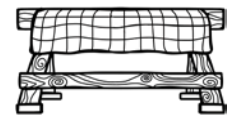
hot dog



hamburger



drink



table

Colour in the checkmark to show you have used this writing convention.

Writing Checklist: I can...



use capitals



use punctuation



use spaces



print neatly



stretch out words



reread it

Name: _____

Date: _____

At the Barbecue

Word List

Use the words and pictures to help create your story.




cook



grill



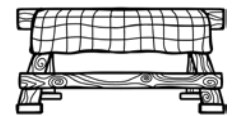
hot dog



hamburger



drink



table

Colour in the checkmark to show you have used this writing convention.

Writing Checklist: I can...



use capitals



use punctuation



use spaces



print neatly



spell words



reread it

Name: _____

Date: _____

At the Barbecue

Word List

Use the words and pictures to help create your story.




cook



grill



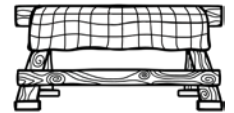
hot dog



hamburger



drink



table

Colour in the checkmark to show you have used this writing convention.



use capitals



use punctuation



use spaces



print neatly



spell words



reread it

Writing Checklist: I can...


Name: _____

Date: _____

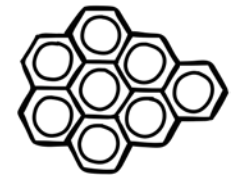
Large rounded rectangular area for writing the story.

Word List

Use the words and pictures to help create your story.



hive



honeycomb



egg



larva



pupa



adult

The honeybee

Handwriting practice lines with dashed midlines and solid top/bottom lines.

Colour in the checkmark to show you have used this writing convention.

Writing Checklist: I can...



use capitals



use punctuation



use spaces



print neatly



stretch out words



reread it


Name: _____

Date: _____

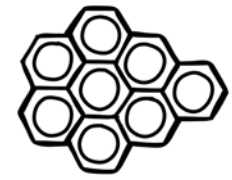
Honeybee Life Cycle

Word List

Use the words and pictures to help create your story.



hive



honeycomb



egg



larva



pupa



adult

Colour in the checkmark to show you have used this writing convention.

Writing Checklist: I can...



use capitals



use punctuation



use spaces



print neatly



spell words



reread it


Name:

Date:

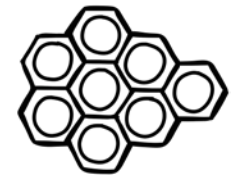
Honeybee Life Cycle

Word List

Use the words and pictures to help create your story.



hive



honeycomb



egg



larva



pupa



adult

Colour in the checkmark to show you have used this writing convention.

Writing Checklist: I can...



use capitals



use punctuation



use spaces



print neatly



spell words



reread it

Name: _____

Date: _____

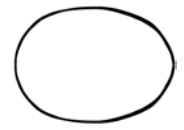
Large rounded rectangular area for writing the story.

Word List

Use the words and pictures to help create your story.




nest




egg




hatching



mother



beach



baby

The sea turtle

Writing Checklist: I can...

Colour in the checkmark to show you have used this writing convention.



use capitals



use punctuation



use spaces



print neatly



stretch out words



reread it

Name:

Date:

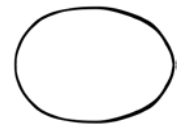
Sea Turtle Life Cycle

Word List

Use the words and pictures to help create your story.




nest




egg




hatching



mother



beach



baby

Colour in the checkmark to show you have used this writing convention.

Writing Checklist: I can...



use capitals



use punctuation



use spaces



print neatly



spell words



reread it

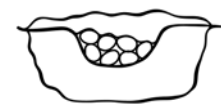
Name:

Date:

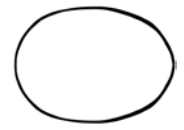
Sea Turtle Life Cycle

Word List

Use the words and pictures to help create your story.




nest




egg




hatching



mother



beach



baby

Colour in the checkmark to show you have used this writing convention.

Writing Checklist: I can...



use capitals



use punctuation



use spaces



print neatly



spell words




reread it

Name: _____

Date: _____

Word List

Use the words and pictures to help create your story.



seeds



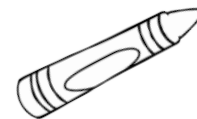
plant




flower



petals



yellow



tall

Sunflowers

Colour in the checkmark to show you have used this writing convention.



use capitals



use punctuation



use spaces



print neatly



stretch out words



reread it

Writing Checklist: I can...


Name:

Date:

Sunflowers Grow

Word List

Use the words and pictures to help create your story.



seeds



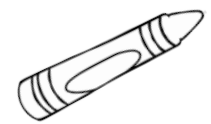
plant




flower



petals



yellow



tall

Colour in the checkmark to show you have used this writing convention.

Writing Checklist: I can...



use capitals



use punctuation



use spaces



print neatly



spell words



reread it


Name:

Date:

Sunflowers Grow

Word List

Use the words and pictures to help create your story.



seeds



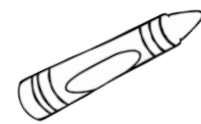
plant



flower



petals



yellow



tall

Colour in the checkmark to show you have used this writing convention.

Writing Checklist: I can...



use capitals



use punctuation



use spaces



print neatly



spell words




reread it

Name: _____

Date: _____

Word List

Use the words and pictures to help create your story.



seeds



plants



flowers



vegetables



sunshine



water

Plants in summer

Colour in the checkmark to show you have used this writing convention.



use capitals



use punctuation



use spaces



print neatly



stretch out words



reread it

Writing Checklist: I can...


Name:

Date:

Plants in Summer

Word List

Use the words and pictures to help create your story.



seeds



plants



flowers



vegetables



sunshine



water

Colour in the checkmark to show you have used this writing convention.

Writing Checklist: I can...



use capitals



use punctuation



use spaces



print neatly



spell words



reread it


Name: _____

Date: _____

Plants in Summer

Word List

Use the words and pictures to help create your story.



seeds



plants



flowers



vegetables



sunshine



water

Colour in the checkmark to show you have used this writing convention.

Writing Checklist: I can...



use capitals



use punctuation



use spaces



print neatly



spell words



reread it


Name: _____

Date: _____

At the zoo

Word List

Use the words and pictures to help create your story.



elephant



giraffe



monkey



lion



snake



zebra

Colour in the checkmark to show you have used this writing convention.

Writing Checklist: I can...



use capitals



use punctuation



use spaces



print neatly



stretch out words



reread it


Name: _____

Date: _____

At the Zoo

Word List

Use the words and pictures to help create your story.



elephant



giraffe



monkey



lion



snake



zebra

Colour in the checkmark to show you have used this writing convention.

Writing Checklist: I can...



use capitals



use punctuation



use spaces



print neatly



spell words



reread it


Name: _____

Date: _____

At the Zoo

Word List

Use the words and pictures to help create your story.



elephant



giraffe



monkey



lion



snake



zebra

Colour in the checkmark to show you have used this writing convention.



use capitals



use punctuation



use spaces



print neatly



spell words



reread it

Writing Checklist: I can...

This image shows a handwriting practice sheet. It features ten sets of horizontal lines, each set consisting of a solid top line, a dashed middle line, and a solid bottom line. The lines are evenly spaced and run across the width of the page. The corners of the sheet are rounded. There is no text or other content on the page.

A large rounded rectangle with a black border and rounded corners. Inside, there are 20 horizontal black lines spaced evenly, providing a template for writing. The lines are parallel and extend across the width of the rectangle.

THANK YOU!

Thank you so much for downloading this resource! I appreciate your interest and hope that the resource is exactly what you are looking for. Remember to leave feedback for credits towards future purchases on TpT. I am always happy to answer any and all questions or concerns regarding this resource. Please email me at elyse@proudtobeprimary.com.



Terms of Use

Purchase or download of this resource entitles the purchaser/downloader to **single classroom use only**. Duplication for staff, schools, or districts is strictly prohibited. Copying, posting, or selling any part of this resource is a violation of the Digital Millennium Copyright Act (DMCA). The purchaser is entitled to upload the digital portion of the resource to a secure, password protected online portal (Seesaw, Google Classroom, Microsoft Teams) for use with students ONLY. All materials are copyrighted © Proud to be Primary - Elyse Rycroft

Let's Stay Connected!

Join my
Email List
for proud primary
Teachers

Join our
Community
for proud primary
Teachers



Fonts & Clipart





RELATED RESOURCES

Click on any teacher resource to see more details in store!

Daily Writing Practice WRITING MATS bundle



Proud to Be Primary

3 in 1 Resource: 1. Printable 2. Google Slides 3. Seesaw

Daily Reading Practice COMPREHENSION MATS bundle



Proud to Be Primary

POETRY WRITING

Primary Unit by Proud to Be Primary





BEST SELLING teacher resources

Click on any teacher resource to see more details in store!

Social & Emotional Learning

mind+heart

K-2 Curriculum by *Proud to be PRIMARY

Social & Emotional Learning

mind+heart

3-5 Curriculum by *Proud to be PRIMARY

Class MANAGEMENT bundle

Proud to be Primary

Non-Fiction & Science Units FOR THE WHOLE YEAR

17 UNIT BUNDLE

Proud to Be Primary

Poem of the Week

BUNDLE by Proud to Be Primary

1st Grade Math Practice MATH MATS bundle

Proud to Be Primary

Weekly Directed Drawings DRAWING MATS bundle

Proud to Be Primary

Daily Listening Practice LISTENING MATS bundle

Proud to Be Primary

Daily Writing Practice WRITING MATS bundle

Proud to Be Primary

Fun! Resource | Printable & Google Slides & Seesaw

Daily Reading Practice COMPREHENSION MATS bundle

Proud to Be Primary

SIGHT WORD Curriculum

Fry's First 300 Words

6 Comprehensive Sight Word Packs

SIGHT WORD Curriculum

Dolch Pre-Primer-2nd Grade

4 Comprehensive Sight Word Packs

Mindful MATH

Kindergarten Curriculum Bundle

10 Comprehensive Math Units

Mindful MATH

1st Grade Math Curriculum Bundle

10 Comprehensive Math Units

Mindful MATH

Second Grade Curriculum Bundle

10 Comprehensive Math Units

Head to www.shopproudtoprimary.com for a complete listing of resources.