



MYSTERY FLAPS



Gather supplies: scissors, colored pencils or crayons, and glue.





Color the mystery items on the front. Then cut out the flaps.




Fold the flaps on the dotted lines. Glue inside your notebook.



Underneath each flap tell how that item is related to the current topic of study.



ANCIENT EGYPT MYSTERY FLAPS



Directions: Cut out the flaps as shown on the next page. Then glue them on page 6 of the Flip Up Book. Can you figure out how each mystery item is related to Ancient Egypt? Underneath the flaps tell how the object in the box was related to life in Ancient Egypt.